






-  private gardens
-  ecological/hedge planting
-  driveway and parking, permeable pavers
-  footpaths - generally min 900 wide natural concrete paving slabs or similar
-  proposed highway - HRA to NCC adoptable standards
-  shed (typical)
-  washing line/rotary dryer
-  refuse bins
-  lighting bollard

fencing legend:

-  1200mm high plastic coated chainlink fencing, colour black, inboard of hedge planting
-  1500mm high pre-treated close boarded fencing with trellis over to a finished height of 1800mm, with concrete posts & gravel boards. Inc. matching timber access gates to rear gardens
-  1800mm high pre-treated close boarded fencing with concrete posts & gravel boards.
-  200sq x 750 high pressure treated timber bollards
-  1200mm high timber picket fencing

1:1250 Site Location

tel: 01328 801536
email: info@voidarchitecture.co.uk
web: www.voidarchitecture.co.uk